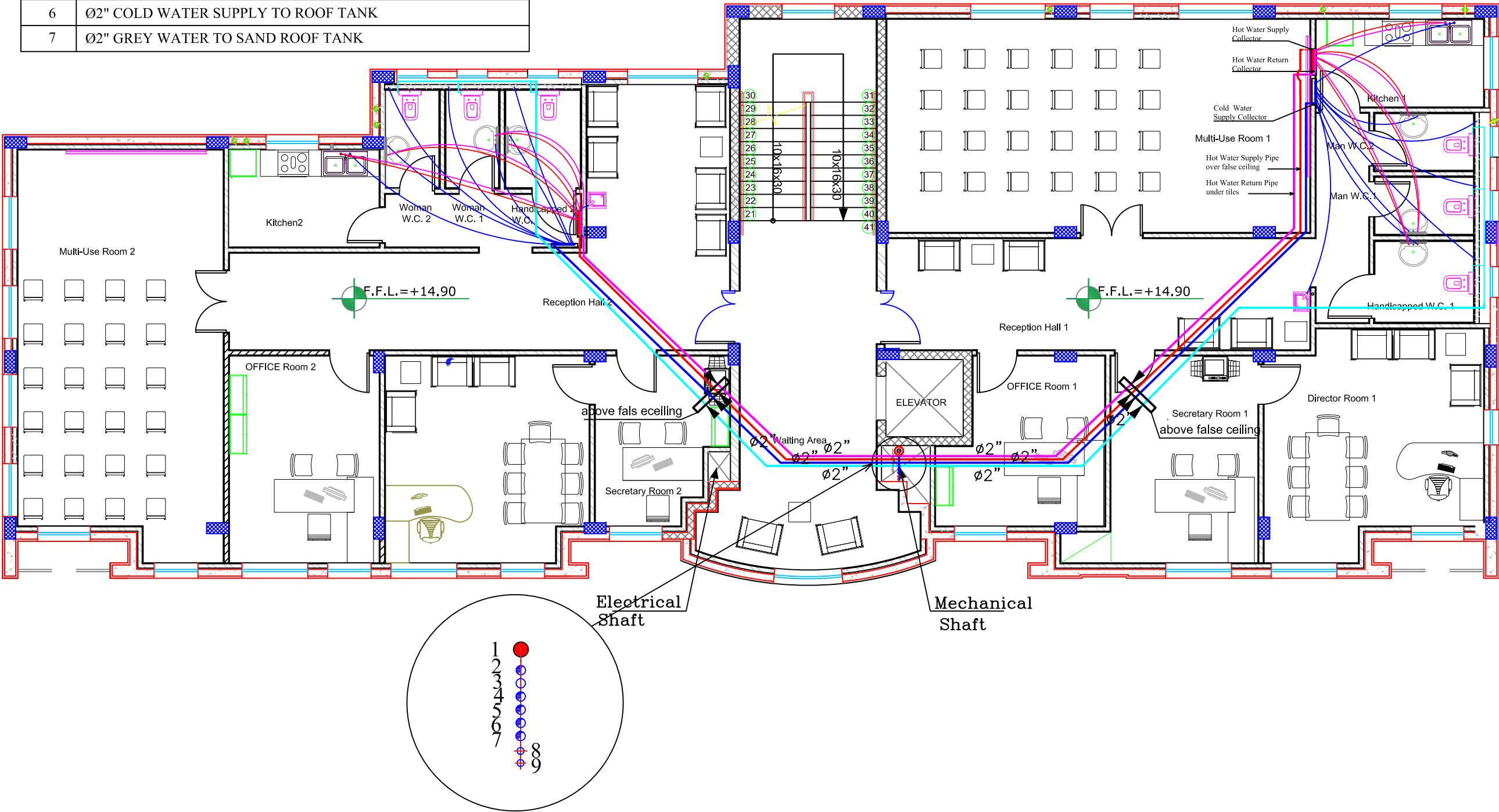








LIST OF Water Pipes :-

Pipe NO.	Type of Pipes and Diameter
1	Ø4" FIRE FIGHTING RISER
2	Ø2" HOT WATER RETURN
3	Ø2" HOT WATER SUPPLY
4	Ø2" COLD WATER SUPPLY FROM ROOF TANK TO COLLECTOR
5	Ø2" GREY WATER TREAT TO WATER CLOSET
6	Ø2" COLD WATER SUPPLY TO ROOF TANK
7	Ø2" GREY WATER TO SAND ROOF TANK



<div>Date: 2/04/2018</div> <div>Drawing Scale: 1/100</div> <div>Drawing No. M11</div>	<div>PALESTINE POLYTECHNIC UNIVERSITY</div> <div>College of Engineering</div> <div>Department of Mechanical Engineering</div> <div>H.V.A.C. Engineering</div>	<div></div> <div>Designed AND DRAWN By: Mutaz Dweik</div> <div>Supervisor: Dr. KAZEM OSAILY</div>	<div>Project Name:</div> <div>Mechanical Systems for Headquarters Charities building in Hebron</div>	<div>Drawing Title:</div> <div>FOURTH FLOOR WATER LAYOUT</div> <div>Cold,Hot and Grey Water</div>	<div>Notes:</div> <div>All dimensions are in MM Unless otherwise shown. All spot levels are in meters.</div> <div> Hollow blockwork.</div> <div> Reinforced concrete column/wall.</div> <div> Plain concrete walls.</div>	<div> 955.00m SL +0.00m</div> <div></div>
---	---	---	--	---	--	---